

SM Tank Solutions and Splitting information

Kodak Flexicolor SM Tank Developer/To make 8 x 3L: Catalog #528-3973

Kodak Flexicolor SM Tank Bleach/To make 4 x 2.5L: Catalog #528-3981

Kodak Flexicolor SM Tank Fixer/To make 2 x 5L: Catalog #528-3999

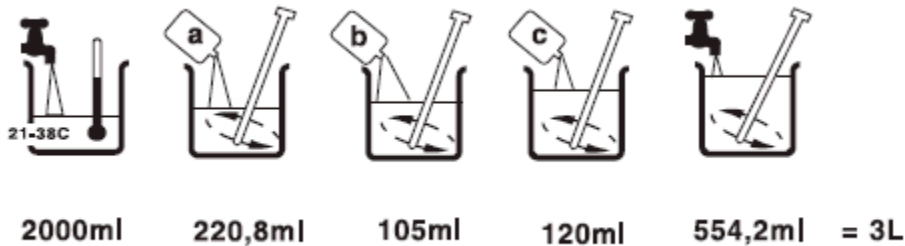
Kodak Flexicolor SM Tank Final Rinse/To make 1.5L: Catalog #192-5254

Kodak Ektacolor SM Tank Developer/To make 2L: 861-9769

Kodak Ektacolor SM Tank Bleach-Fix/To make 6.3L: 891-5753

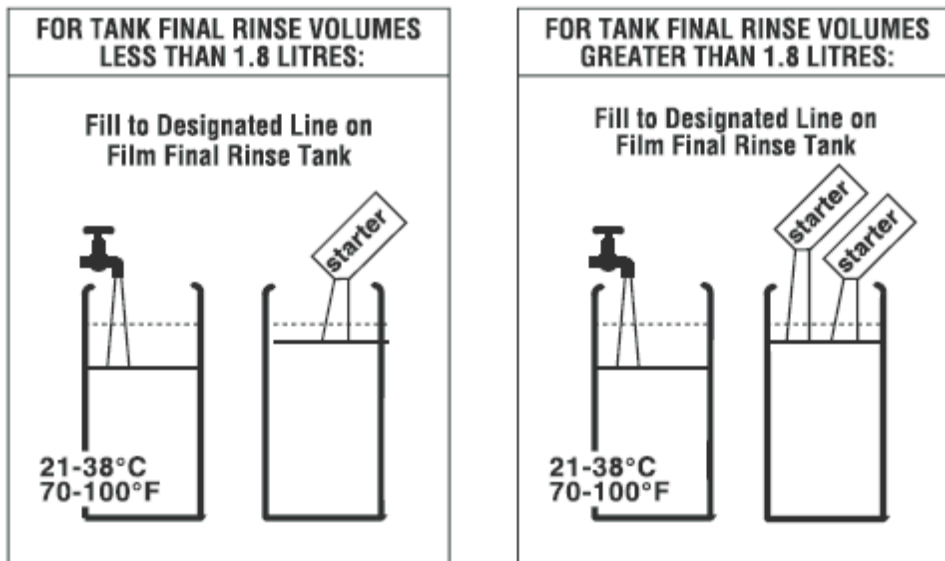
Kodak Ektacolor SM Tank Stabilizer/To make 3L: 872-9956

Kodak Flexicolor **SM** tank developer



The film bleach and film Fix are ready for use.

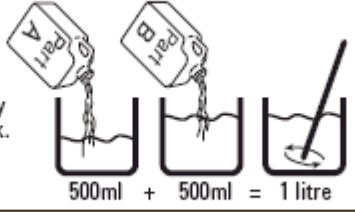
Here is the mix artwork off the final rinse cat #1925253



Kodak Ektacolor RA2 SM Tank Developer:

One liter of RA-2 SM Tank developer: start out with 500 mls water, add 40 mls A, then 45 mls B, then 60 mls C, then top off to one liter. To avoid unwanted precipitates, be sure to mix in this order.

Kodak Ektacolor RA2 SM Tank Bleach Fix:

TO PREPARE 1 LITRE OF TANK BLEACH-FIX:		
1 Determine size of your bleach-fix tank.	2 Mix enough chemistry to fill tank.  500ml + 500ml = 1 litre	3 Carefully fill tank, taking care to avoid splashing into adjacent tanks.

Made in U.S.A.
Eastman Kodak Company

CAT 891 5753

500ml Part A, 500ml Part B = 1liter working tank Bleach/Fix

Kodak Ektacolor RA2 SM Stabilizer:

The stabilizer needs 6 mls concentrate per liter of working strength