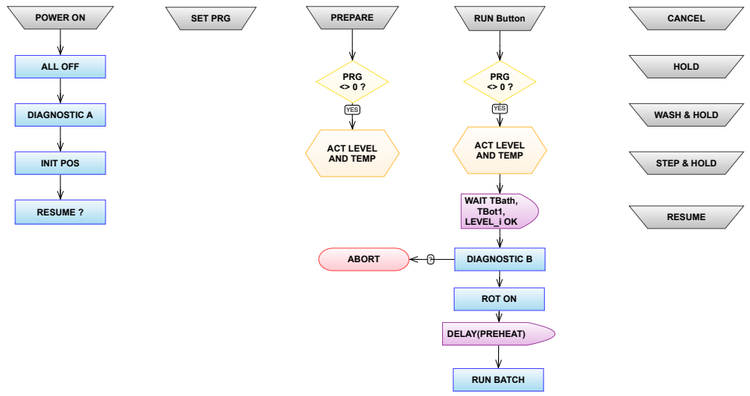
POWER ON
ALL OFF
DIAGNOSTIC A
INIT POS
RESUME ?
SET PRG
PREPARE
PRG <> 0 ?
YES
ACT LEVEL AND TEMP
RUN Button
PRG <> 0 ?
YES
ACT LEVEL AND TEMP
WAIT TBath, TBot1, LEVEL_i OK
ABORT
!
DIAGNOSTIC B
ROT ON
DELAY(PREHEAT)
RUN BATCH
CANCEL
HOLD
WASH & HOLD
STEP & HOLD
RESUME

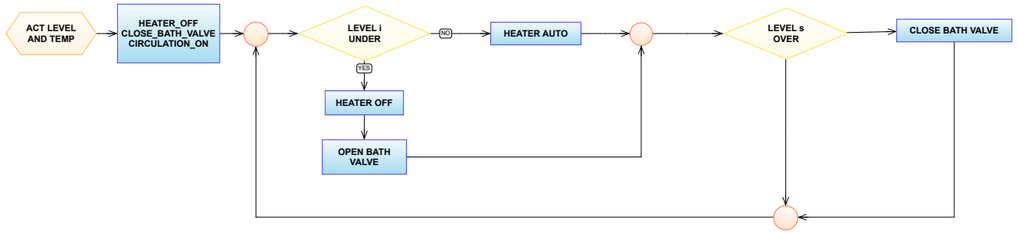
ACT LEVEL AND TEMP
HEATER_OFF CLOSE_BATH_VALVE CIRCULATION_ON
LEVEL i UNDER
NO
HEATER AUTO
YES
HEATER OFF
OPEN BATH VALVE
LEVEL s OVER
CLOSE BATH VALVE

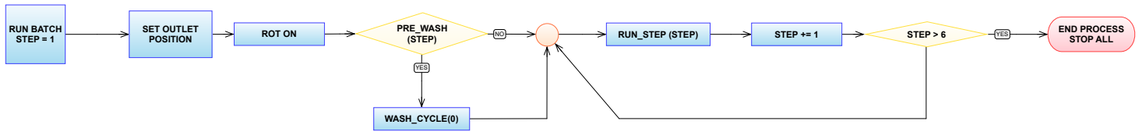
RUN BATCH STEP = 1
SET OUTLET POSITION
ROT ON
PRE_WASH (STEP)
NO
YES
WASH_CYCLE(0)
RUN_STEP (STEP)
STEP += 1
STEP > 6
YES
END PROCESS STOP ALL

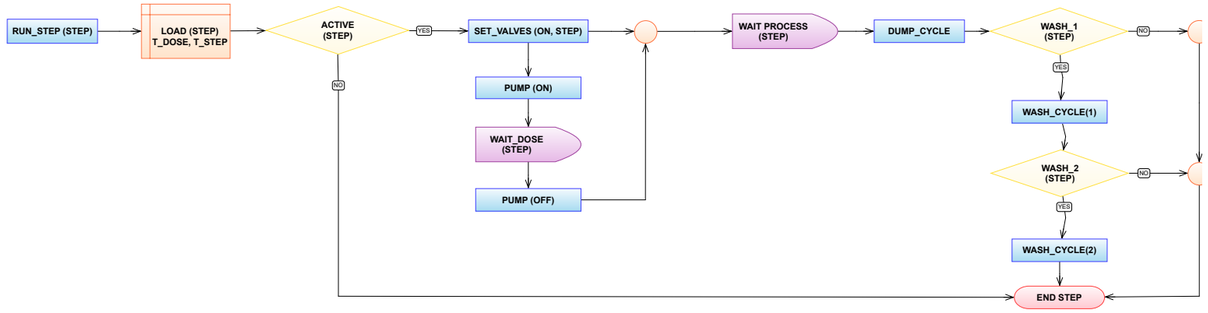
RUN_STEP (STEP)
LOAD (STEP) T_DOSE, T_STEP
ACTIVE (STEP)
YES
NO
SET_VALVES (ON, STEP)
PUMP (ON)
WAIT_DOSE (STEP)
PUMP (OFF)
WAIT PROCESS (STEP)
DUMP_CYCLE
WASH_1 (STEP)
NO
YES
WASH_CYCLE(1)
WASH_2 (STEP)
NO
YES
WASH_CYCLE(2)
END STEP

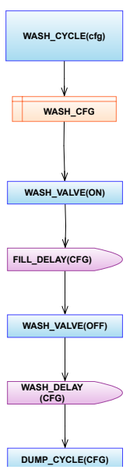
WASH_CYCLE(cfg)
WASH_CFG
WASH_VALVE(ON)
FILL_DELAY(CFG)
WASH_VALVE(OFF)
WASH_DELAY (CFG)
DUMP_CYCLE(CFG)

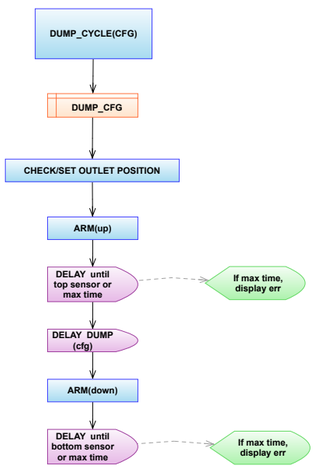
DUMP_CYCLE(CFG)
DUMP_CFG
CHECK/SET OUTLET POSITION
ARM(up)
DELAY until top sensor or max time
If max time, display err
DELAY DUMP (cfg)
ARM(down)
DELAY until bottom sensor or max time
If max time, display err